

### Features

- Pressure-balancing diaphragm technology maintains outlet temperature within +/-3°F during water pressure fluctuations
- Antiscald protection
- A single handle controls both on/off activation and temperature setting
- MasterClean™ sprayface features an easy-to-clean surface that withstands mineral buildup
- Coordinates with other products in the Tone collection
- Requires Rite-Temp™ pressure-balancing valve (sold separately)

### Material

- Premium material construction with metal handle ensures reliability and durability
- KOHLER finishes resist corrosion and tarnishing

### Adapters, Rough-in and Extension Kits

10350

Range: 3-1/2" (89 mm) -  
4-1/4" (108 mm)



### Codes/Standards







ASME A112.18.1/CSA B125.1  
DOE - Energy Policy Act 1992

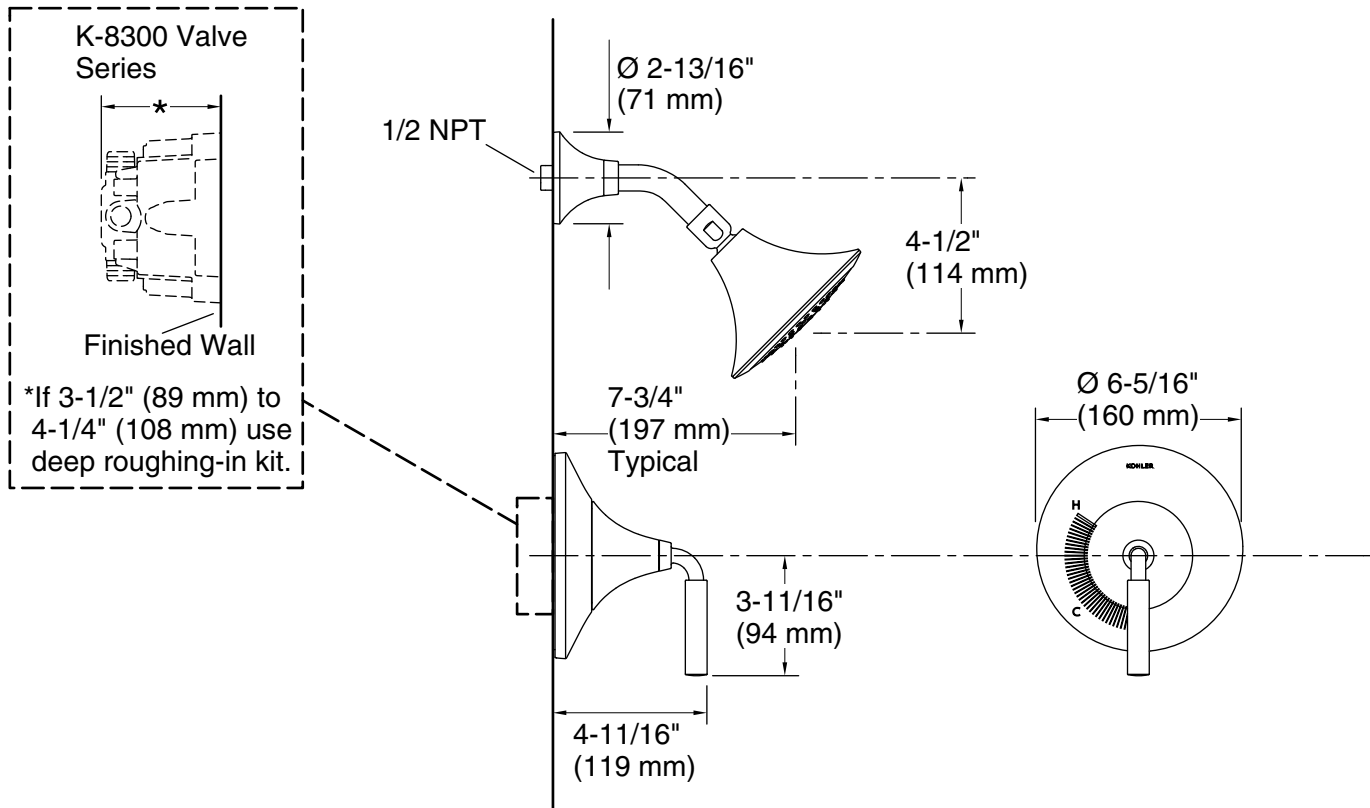
### KOHLER® Faucet Lifetime Limited Warranty

See website for detailed warranty information.

### Available Colors/Finishes

*Color tiles intended for reference only.*

Color	Code	Description
	CP	Polished Chrome
	BN	Vibrant™ Brushed Nickel
	BL	Matte Black
	2MB	Vibrant™ Brushed Moderne Brass
	CBL	Matte Black with Polished Chrome
	BMB	Matte Black with Moderne Brass



### Technical Information

All product dimensions are nominal.

Drain included: No

### Showerhead/Body Spray:

Rated maximum flow: 2.5 gal/min (9.5 l/min)

Pressure: 45 psi (3.1 bar)

### Notes

Install this product according to the installation instructions.