

### Features

- 1.28 gpf (4.8 lpf)
- Combines with the K-20148 bowl to create a complete K-20197 Betello™ toilet
- Alternative options available: Betello toilet tank with ContinuousClean - K-20204
- AquaPiston® canister optimizes the flow out of the tank, harnessing gravity and the natural powerful reducing cascade of water to increase the power and effectiveness of the flush
- Easy-to-flush canister design requires less force to actuate than a 3" (76 mm) flapper, and has 90% less exposed seal material which resists conditions that cause wear, tear, shrinkage and swelling

### Installation

- Supply line sold separately

### Recommended Products/Accessories

K-20148 Elongated toilet bowl with skirted trapway  
K-23726 Drain treatment



### Codes/Standards






ASME A112.19.2/CSA B45.1  
EPA WaterSense®

### KOHLER® Toilets and Seats Limited Warranty

See website for detailed warranty information.

### Available Colors/Finishes

*Color tiles intended for reference only.*

Color	Code	Description
	0	White
	96	Biscuit
	NY	Dune
	95	Ice™ Grey
	7	Black Black™

No image available.  
This product is a component and not intended to be a standalone installation.

## Technical Information

All product dimensions are nominal.

Toilet type: Bowl-mount

Waste Outlet: Floor

Flush type: AquaPiston

## Fixture Supply Requirements

Min static pressure: 15 psi (103.4 kPa)

Max static pressure: 80 psi (551.6 kPa)

## Notes

Install this product according to the installation instructions.