

Features

- Two-piece design
- Elongated bowl offers added room and comfort
- Comfort Height® feature offers chair-height seating that makes sitting down and standing up easier for most adults
- Left-hand Polished Chrome trip lever
- Coordinates with other products in the Archer collection
- Easy-to-flush canister design requires less force to actuate than a 3" (76 mm) flapper, and has 90% less exposed seal material which resists conditions that cause wear, tear, shrinkage and swelling
- AquaPiston® canister optimizes the flow out of the tank, harnessing gravity and the natural, powerful reducing cascade of water to increase the power and effectiveness of the flush
- Eligible for consumer rebates in some municipalities
- 1.28 gpf (4.8 lpf)
- 2-1/8" (54 mm) fully glazed trapway

Installation

- Standard 12" (305 mm) rough-in
- DryLock™ system saves installation time and helps prevent water leakage
- Seat and supply line sold separately

Recommended Products/Accessories

- K-5420 Low-Profile Bolt Caps
- K-11069 Trip Lever
- 1023457 Wax Ring/Hardware Kit
- 1265114 Connector Hose
- K-23726 Drain treatment
- K-4636-RL Cachet® ReadyLatch® Quiet-Close™ elongated toilet seat

Included Components

- K-4356 Elongated toilet bowl
- K-4431 Toilet tank, 1.28 gpf



ADA

CSA B651

OBC

Codes/Standards





ASME A112.19.2/CSA B45.1
DOE - Energy Policy Act 1992
EPA WaterSense®
California Energy Commission (CEC)
ADA
ICC/ANSI A117.1
CSA B651
OBC

KOHLER® Toilets and Seats Limited Warranty

See website for detailed warranty information.

Available Colors/Finishes

Color tiles intended for reference only.

Color	Code	Description
	0	White
	96	Biscuit
	95	Ice™ Grey
	7	Black Black™

