

Features

- Two-piece design
- Elongated bowl offers added room and comfort
- Skirted trapway simplifies cleaning
- ContinuousClean system automatically dispenses cleaning solution with every flush
- Works with any white toilet bowl cleaner tablet. Tablets last for more than one year in ContinuousClean system
- Revolution 360® flushing technology generates a forceful swirling motion to keep the bowl clean longer
- Comfort Height® feature offers chair-height seating that makes sitting down and standing up easier for most adults
- 1.28 gpf (4.8 lpf)
- 2-1/8" (54 mm) glazed trapway
- CleanCoat™ surface treatment inhibits the growth of water scale and mineral stains for improved ease of cleaning
- Adjustment dial lets you set how much cleaning solution is dispensed with every flush
- Optional: uses two AAA batteries (included) to power the LED system indicator light. System indicator light will notify user when system is working properly and when to replace cleaning agent or batteries
- AquaPiston® canister optimizes the flow out of the tank, harnessing gravity and the natural powerful reducing cascade of water to increase the power and effectiveness of the flush
- Patented ReadyLock® installation system, a simple solution for skirted toilets, saves time, hassle, and eliminates the need to drill into the floor for standard 12" (305 mm) rough-in
- Combination of ContinuousClean technology with CleanCoat™ surface and Revolution 360® flushing technology keeps the bowl cleaner 5x longer than conventional KOHLER toilets. (Based on 2019 consumer perception study and bacterial counts)

Installation

- Standard 12" (305 mm) rough-in
- 10" and 14" (254 mm and 356 mm) rough-in kits also available
- Seat and supply line sold separately

Recommended Products/Accessories

- K-4008 Reveal® Quiet-Close™ elongated toilet seat
- K-5383 10" Rough-in Full Skirt Trap and Attachment System
- K-5381 14" Rough-in Full Skirt Trap and Attachment System
- K-23726 Drain treatment
- K-8298 C³®-155 Elongated bidet toilet seat

Included Components



ADA

CSA B651

OBC

Codes/Standards






ASME A112.19.2/CSA B45.1
DOE - Energy Policy Act 1992
EPA WaterSense®
California Energy Commission (CEC)
ADA
ICC/ANSI A117.1
CSA B651
OBC

KOHLER® Toilets and Seats Limited Warranty

See website for detailed warranty information.

Available Colors/Finishes

Color tiles intended for reference only.

Color	Code	Description
	0	White
	96	Biscuit
	NY	Dune
	95	Ice™ Grey
	7	Black Black™

