

Features

- Integrated water supply allows water to be plumbed directly through bottom bracket of slidebar
- Allows adjustment of handshower angle
- Adjustable mounting brackets offer installation flexibility
- Coordinates with Awaken showerheads, handshowers and showering accessories

Material

- Premium metal construction for durability and reliability
- KOHLER finishes resist corrosion and tarnishing

Installation

- Wall-mount
- May require additional service parts based on installation type (see installation guide for details)



ADA

CSA B651

Codes/Standards

ASME A112.18.1/CSA B125.1

ADA






CSA B651

KOHLER® Faucet Lifetime Limited Warranty

See website for detailed warranty information.

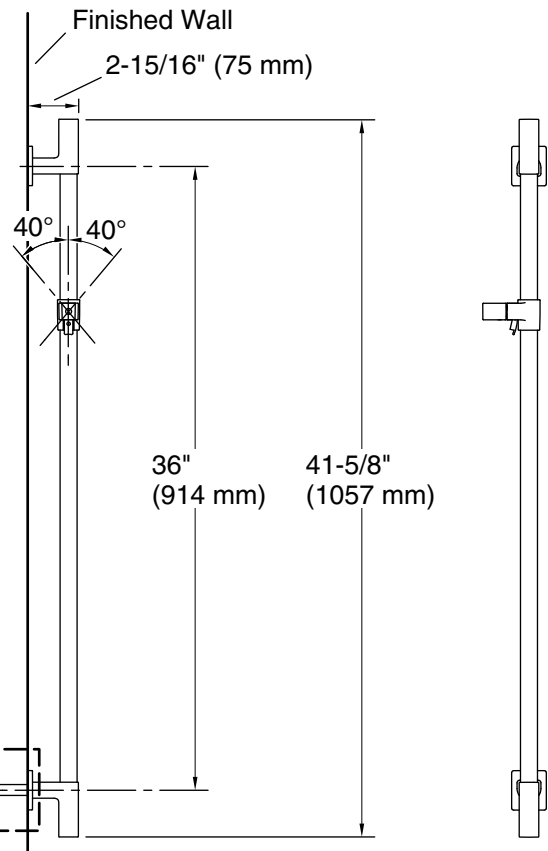
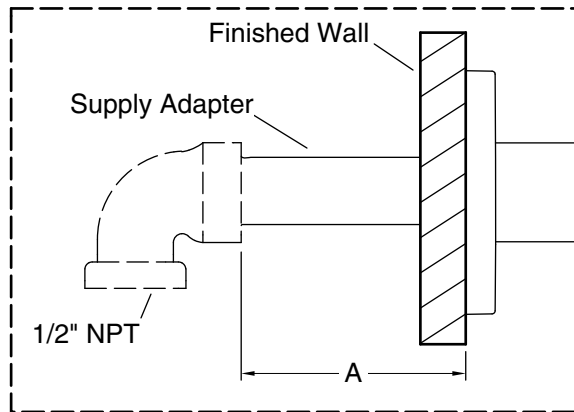
Available Colors/Finishes

Color tiles intended for reference only.

Color	Code	Description
	CP	Polished Chrome
	BN	Vibrant™ Brushed Nickel
	2BZ	Oil-Rubbed Bronze
	BL	Matte Black
	2MB	Vibrant™ Brushed Moderne Brass

Supply Adapter	A
1218069 (included)	1-13/16" – 2-5/16" (46 mm – 59 mm)
1229031*	0 – 1/2" (0 – 13 mm)
1247986*	5/16" – 13/16" (8 mm – 21 mm)
1247985*	13/16" – 1-5/16" (21 mm – 33 mm)
1247984*	1-5/16" – 1-13/16" (33 mm – 46 mm)
1218070*	2-5/16" – 2-13/16" (59 mm – 71 mm)
1218071*	2-13/16" – 3-5/16" (71 mm – 84 mm)

*Sold Separately



Technical Information

All product dimensions are nominal.

Drain included: No

Notes

Install this product according to the installation guide.

Mount the sidebar to stud framing or install backing support.

Mounting brackets can be adjusted to align with existing holes for retrofit installations.

ADA, CSA B651 compliant when installed to the specific requirements of these regulations.