

Features

- Metal construction
- Quarter-turn washerless ceramic disc valves

Material

- Brass valve bodies

Installation


- For 8" - 16" (203 - 406 mm) centers

Required Products/Accessories

- K-72758 widespread bathroom sink spout
- or
- K-72759 Widespread bathroom sink spout
- or
- K-72760 widespread bathroom sink spout
- or
- K-72761 widespread bathroom sink spout

Recommended Products/Accessories

- K-23723 Faucet cleaner
- K-72567 18" Towel Bar
- K-72568 24" Towel Bar
- K-72570 24" Double Towel Bar
- K-72571 Towel Ring
- K-72572 Robe Hook
- K-72573 Pivoting toilet paper holder
- K-72576 Toilet paper carriage



ADA

CSA B651

OBC

Codes/Standards


ASME A112.18.1/CSA B125.1
NSF/ANSI/CAN 61
NSF/ANSI/CAN 372
All applicable US Federal and State material regulations
ADA
ICC/ANSI A117.1
CSA B651
OBC

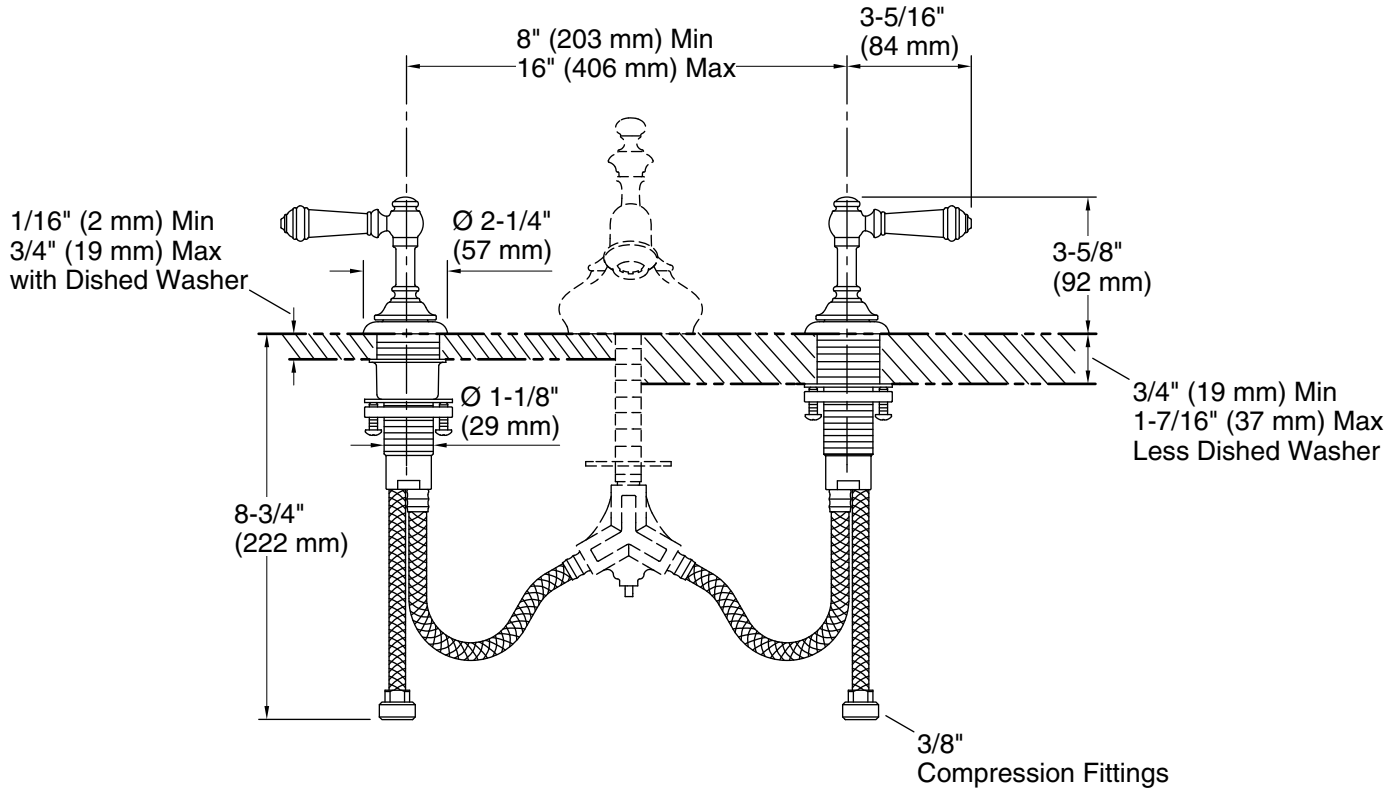
KOHLER® Faucet Lifetime Limited Warranty

See website for detailed warranty information.

Available Colors/Finishes

Color tiles intended for reference only.

Color	Code	Description
	CP	Polished Chrome
	SN	Vibrant® Polished Nickel
	BN	Vibrant® Brushed Nickel
	BV	Vibrant® Brushed Bronze
	2BZ	Oil-Rubbed Bronze
	2MB	Vibrant® Brushed Moderne Brass



Technical Information

All product dimensions are nominal.

Notes

Install this product according to the installation guide.

ADA compliant for handles only.

ADA, OBC, CSA B651 compliant when installed to the specific requirements of these regulations.