

Features

- Toe-activated closing
- Flexible overflow joint conforms to various bath angles
- Includes tee, drain ell, and overflow ell with attached 1-1/2" OD pipe
- Toe-tap actuation means no internal linkages, reducing potential clogging through the overflow
- Copper corrugated neck makes drain easy to install on any bath slope
- For use with 14" - 20" (356 - 508 mm) baths, whirlpools, and BubbleMassage™ air baths

Material

- Solid-brass construction for durability and reliability
- KOHLER finishes resist corrosion and tarnishing
- 17-gauge brass pipe

Installation

- Above- or through-floor installation

Recommended Products/Accessories

K-23726 Drain treatment



Codes/Standards











ASME A112.18.2/CSA B125.2

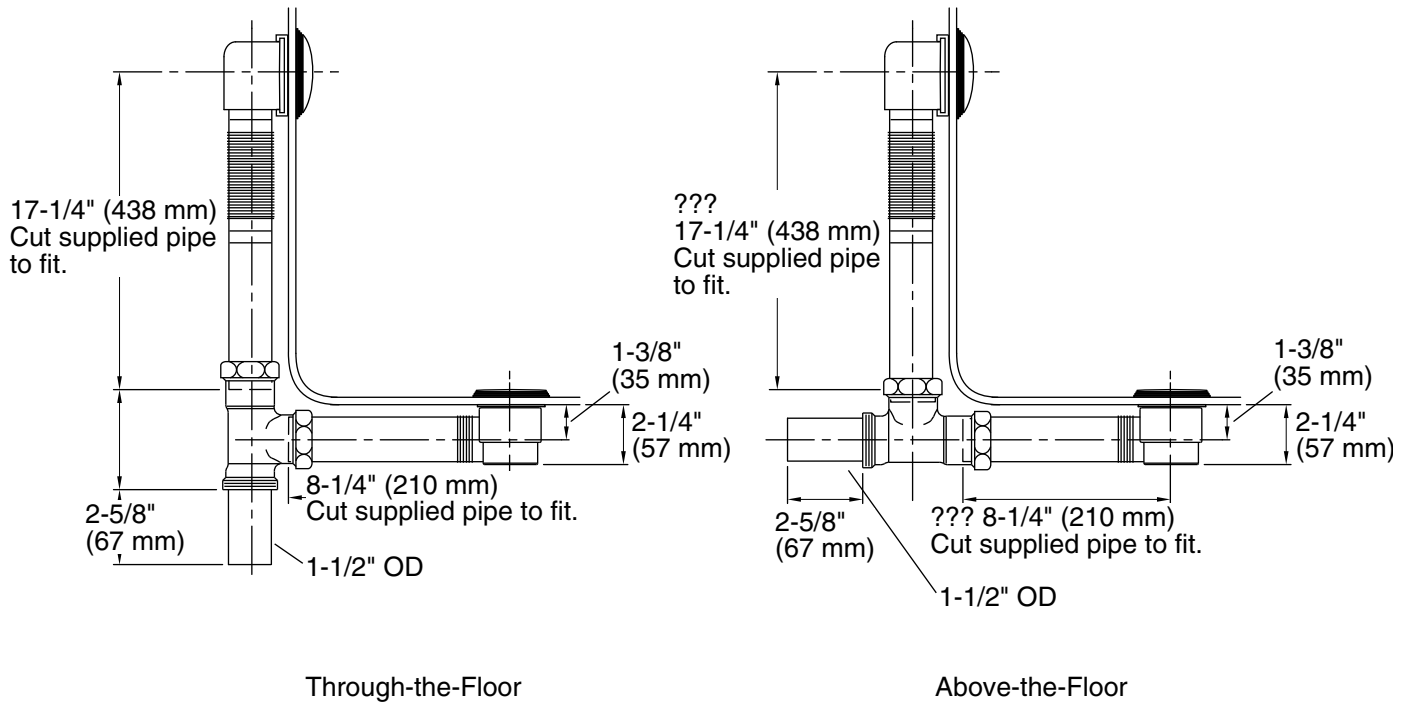
KOHLER® One-Year Limited Warranty

See website for detailed warranty information.

Available Colors/Finishes

Color tiles intended for reference only.

Color	Code	Description
	CP	Polished Chrome
	SN	Vibrant™ Polished Nickel
	AF	Vibrant™ French Gold
	BN	Vibrant™ Brushed Nickel
	BV	Vibrant™ Brushed Bronze
	2BZ	Oil-Rubbed Bronze
	BL	Matte Black
	2MB	Vibrant™ Brushed Moderne Brass
	RGD	Vibrant Rose Gold
	TT	Vibrant Titanium



Technical Information

All product dimensions are nominal.

Notes

Install this product according to the installation guide.